

PASCHA EGGS:

The Resurrection Story for Orthodox Christian Children

October 2007 revision: text & order, color & contents of the eggs.

Jackie Bennis, Church School Director at Holy Trinity - Ambridge, PA, adapted the "Resurrection Eggs: The Easter Story for Children" by Family Life (Division of Campus Crusade for Christ). In Jackie's words, "I felt that these PASCHA EGGS were a wonderful way to reinforce the Resurrection lessons. The Children are still talking about them." By scouting through catalogues, utilizing local craft stores and her own ingenuity, Jackie provided a set of eggs for each student at Holy Trinity at a cost of \$1.75 per child in 1998. One set = 1 egg carton with 12 different color eggs; 11 eggs are filled; one booklet.

OBJECTIVE

ONE COMPLETE SET includes a Booklet and an Egg Carton filled with one dozen colored plastic eggs. Eleven eggs filled with small items related to Holy Week and Pascha.

DIRECTIONS

1. Collect foam egg cartons. Ask parishioners.
2. Purchase both 6 dark and 6 coordinated pastel colored eggs for each set. (Purchases after Western Easter are a fraction of the cost.)
3. Prepare the Carton. See Below
4. Purchase and / or make the needed items.
5. Photocopy the Booklet. See Below.

SOURCES FOR THE ITEMS IN THE EGGS

- ★ Local Craft, Fabric, Dollar and Drug stores (Pat Catan's, Michaels, Joann Fabric.)
- ★ U.S. Toy - 1-800-255-6124
<http://www.ustoy.com/>
- ★ Oriental Trading - 800-875-8480
<http://www.orientaltrading.com>
- ★ Mardi Gras Outlet www.mardigrasoutlet.com
- ★ Google any item you cannot find.

THESE ARE SUGGESTIONS. BE CREATIVE.

1. **PALM CROSSES** - [a] Make them from palms at church and freeze until needed or [b] Make them from strips of similarly colored card stock.
2. **COINS**: [a] Mardi Gras Outlet. Use three coins per egg. (Spray paint silver if needed.) [b] Cover pennies with aluminum foil.
3. **CUP**: Mini wooden chalice / wedding cup from craft store or cut out of Foamie sheet.
4. **PRAYING HANDS**: 'Praying hand' stickers.
5. **LEATHER**: Rawhide shoelaces cut into strips.
6. **CROWNS**: Mini 'vine wreaths' from craft stores.
7. **NAILS**: One box of flat hardwood floor nails. Four nails per egg. Encase the nails between 2 pieces of clear tape to keep them from getting lost.
8. **SOAP**: Slice sections from bars of bath soap.

9. **SPEAR**: Purchase short wooden kabob OR cocktail spears. Cut to size.
10. **White fabric**: Cut into small pieces.
11. **Stone**: Free from local garden center or purchase larger polished ones by the bagful at craft stores.

SUGGESTIONS FOR USE

- † One set of eggs for each student. Director can determine which grades will receive the eggs each year.
- † One set for each family to use at home.
- † One set for each classroom teacher to use.

PREPARING THE CARTON

1. Included is the Master for the text to cover the top and inside cover of two egg cartons.
 - Copy text onto colored card stock, cut and glue in position.
 - The Master has two sets of labels, 8 panels each (2.5" X 4"). Copy the sheet onto large labels (2 columns, 4 rows of labels).
2. On top of the egg carton: LEFT - *Christ Is Risen!* / *Pascha Eggs*; RIGHT - *The Resurrection Story for Orthodox Christian Children*. Cover all writing & pictures. You may need to glue a colored paper frame for 4 & 5.
3. On the inside lid: LEFT - *Pascha Eggs*; RIGHT- the listing of each color egg its contents.


PREPARING THE BOOKLET

1. Consider adding a note on the back page before photocopying. [Ex. Parish Name, year, etc. or a note from the Director.]
2. Copy the pages back to back. Consider using brightly colored paper for the cover.
 - Front Cover with Introduction
 - Eggs 12 & 1 with Eggs 2 & 11
 - Eggs 10 & 3 with Eggs 4 & 9
 - Eggs 8 & 5 with Eggs 6 & 7 [book's center]
3. Fold the pages lengthwise, staple along fold.
4. Distribute one booklet with each set of eggs.

ENJOY!

Phyllis Meshel Onest, M.Div., ©2007

PASCHA EGGS



THE RESURRECTION STORY

FOR

**ORTHODOX
CHRISTIAN
CHILDREN**

*This booklet is based on **Resurrection Eggs: The Easter Story for Children**. It was adapted for use by Orthodox Christian Children by Phyllis Meshel Onest, M.Div., Director of Religious Education, Greek Orthodox Metropolis of Pittsburgh, ©1998.*

Phyllis Meshel Onest, M.Div. ©2008 Fourth Edition

Introduction

What do a palm cross, praying hands, coins, and a strip of leather have in common? You can use them to help children understand the true meaning of Pascha (Easter)—the crucifixion, death, and resurrection of our Lord Jesus Christ. This hands-on activity also offers us an opportunity to share the Scriptures with children. It can even become a family tradition that all family members will remember for years to come.

How to Use PASCHA Eggs

The sequence for the activity is simple:

1. Have the children open all the eggs in order, starting with the **Blue Egg/Palm Cross**, and state what is inside each egg.
2. As each egg is opened, read or paraphrase the Scripture Reading assigned to the item within the egg, depending on the age of the children.
3. Read or paraphrase the "Explain" section, depending on the age of the children.

The following outline and explanations are to assist the telling of the Pascha (Easter) story. Rather than just reading the explanations word for word, consider becoming "the storyteller." The expressions on the face and the inflections in the voice will add to the words. Use creativity to add drama to the story! Not only will the children love it, but they are more likely to remember the details.

Be sure to read the material in advance, noting any words the children may not understand, and study your Bible so that you recollect all the details. *The Orthodox Study Bible* offers many helpful footnotes and articles. Consider taking notes to help make the story come alive. In this way, you can keep eye contact with the children and watch their expressions of excitement and anticipation.

Remember that younger children have short attention spans. With twelve different components, telling the entire story will be too much for one sitting. Spread it out over a couple days or weeks, and/or schedule separate family times during Holy Week and the Pascha weekend. What is more important is to enjoy the time together as parents and children as you tell and retell this story.

Caution: "Pascha Eggs" contain small Items that could be swallowed by or cause injury to young children. Use only with adult supervision.



Other Items To Use In Pascha Eggs

<u>CONTENTS</u>	<u>REPRESENTS</u>	<u>SCRIPTURE</u>
Donkey	Jesus' triumphal Entry into Jerusalem	Mt 21:1-9
Rooster	Peter's denial	Lk 22:61
Rope	Jesus' arrest	Jn 18.12
Purple or scarlet cloth	Jesus' trial	Jn 19:2b
Black inside of egg	Darkness from noon to 3 PM	Lk 23:44-45
Soldiers	At the cross	Jn 19:32
Small rag tied to stick	Gall offered to Jesus	Jn 19:28-30
Spices	Burial of Jesus	Lk 23:56
Wax	Seal on stone	Mt 27:66
Key	Jesus' descent into Hades- keys to the gates	Jn 5:25-29
Angel	Resurrection	Jn 20:12
Cotton	Jesus' ascension through the clouds	Lk 24:51-53
Bible	God's Word to tell others the story	Lk 24:46-50
Cross	Jesus' crucifixion	Jn 19:16-22



EGG 12: The EMPTY EGG reminds us of the empty tomb and Jesus' resurrection from the dead.

Egg color: Light Yellow

Read: Matthew 28:5-8

Explain:



Mary Magdalene and the other Mary went to the tomb to anoint Jesus' body with spices they had prepared. This was the Jewish practice. When they arrived, they were surprised to find the stone moved away from the tomb and the soldiers gone. All they found in the tomb were Jesus' grave clothes and an angel.

The angel told them not to be afraid. No one had taken Jesus' body because He had risen from the dead! The angel told the women to tell the disciples what they had seen and heard. They were so excited that they ran to tell the disciples the good news!

Later, Jesus appeared in person to Peter, then to all eleven disciples and after that, to more than 500 people. Jesus' appearance to eyewitnesses, those who saw Him with their own eyes, would give support and prove that Jesus rose from the dead. Read I Corinthians 15: 3-7.

By rising from the dead, Jesus proved that He was the Messiah, the Savior of the World, the Chosen One, and the Lamb of God. By dying on the cross, entering Hades and freeing the Righteous, and rising from the dead, Jesus did what no one else could do. Only God could overcome death, but only a Man could enter Hades. Jesus was both God and Man. Because of what Jesus has done, death and sin no longer have power over those who believe in Him. Now the Holy Spirit can lead and direct them.



Our baptism unites us with Christ, freeing us from being slaves to sin and death, and makes us servants of God, if we willingly seek submission to God. (Romans 6:17-18). It is important that we read the Bible and participate in the Mysteries/Sacraments of the Church because the Holy


Spirit works through both. Since we do not always do the right thing (1 John 1:5-10), we need to continue to confess our sins. The Church offers us the Mystery of Confession. The Church Fathers likened this to a second baptism.

EGG 1: The PALM CROSS reminds us of Jesus' triumphal entry into Jerusalem.

Egg color: Blue

Read: Mark 11:1-11

Explain:




Many people believed Jesus was the Son of God. Many were healed of their sickness or blindness. The day before Jesus entered Jerusalem, when He was in Bethany, He raised his friend Lazarus from the dead. When Jesus rode on a donkey on the streets of Jerusalem the next day, the people were eager to see Him.

They laid palm branches and their outer clothes in the path of the donkey, just as they would for a conquering hero! They joyfully shouted, "Hosanna, Hosanna, Hosanna in the highest, blessed is He who comes in the name in the Lord!"

While things were going well for Jesus, it was easy for the people to love Him and follow Him. However, when the Jewish leaders challenged Jesus by saying He was not the Son of God, the people were afraid. Many thought if they admitted they were followers of Jesus, and that they believed He was God, they would be in danger, too.

The truth is that God calls us all to follow Jesus no matter what the situation. Even though it may be difficult at times, we need to be strong in our faith in God and trust that He will protect us.



EGG 2: Judas received 30 SILVER COINS or shekels for betraying Jesus to the Jewish leaders. They did not like Jesus and did not believe that He was the Messiah.

Egg color: Pink

Read: Matthew 26:14-16, Exodus 21:32



Explain:

The Jewish leaders wanted to get rid of Jesus because He

was not the Messiah they wanted. They were looking to God to send a warrior-like king, one riding a horse, not a donkey, one who would come to overthrow the Roman Empire that ruled over the Jews.

Instead, God sent His Only-Begotten Son, Jesus, as a peaceful and humble man, full of God's love. He came to earth to show us this love and to teach us that true goodness can only come from our Father in heaven.

The Jewish leaders continued to strut throughout Jerusalem, showing how good they thought they were, even though their hearts were not good. Jesus wanted the people to know that what is in our hearts is important, not what we are like on the outside. Jesus said if our hearts are made clean, then we will be pleasing to God.

Jesus told the Pharisees that they were doing wrong and needed to change. This made the Pharisees and the Jewish leaders angry. They did not want Jesus to tell them they were wrong or sinful. They did not want to change, to be like God wanted them to be. This is what sin truly is, to live our lives away from God, in disobedience.

Judas was one of Jesus' disciples and followed Jesus at first. Later he decided to do things his way, thus disobeying God. Once Judas led the Jewish leaders to Jesus, they captured Him, put Him on trial, and put Him to death. Judas betrayed Jesus for only thirty pieces of silver – shekels.

Betraying occurs when someone lies, pretending to be your friend, but is really your enemy. Even though Judas was one of Jesus' trusted disciples, when he betrayed Him, he turned against Jesus.



EGG 11: The STONE reminds us that the Myrrhbearing Women found the tomb with the stone rolled away.

Egg color: Light Green

Read: Matthew 27:62-28:2

Explain:

According to the custom of Jesus' time, a large stone covered the opening of a tomb to prevent grave robbers from stealing the body or items of the deceased placed in the tomb.



In the case of Jesus, the Pharisees were particularly worried that the disciples or His other followers would take the body and announce that Jesus had risen from the dead.

In order to prevent this, the Pharisees went to Pilate to request a guard. Pilate directed them to place their own guards at the tomb.

Pilate had an official Roman seal - made with melted wax - placed on the stone. Once the wax dried, no one could get in or out of the tomb without breaking the wax seal. The seal would keep the disciples from stealing Jesus' body because the penalty for breaking the seal was death. In addition, the penalty for Roman soldiers allowing a seal to be broken was death as well.



EGG 10: The piece of CLOTH reminds us that Joseph of Arimathea used a new linen cloth to wrap Jesus' body, after he and Nicodemus took Jesus down from the cross.

Egg color: Light Orange

Read: Matthew 27:57-61

Explain:

Some Jewish leaders - Joseph of Arimathea and Nicodemus -secretly believed that Jesus was the Messiah, the Savior. Joseph of Arimathea and Nicodemus were both members of the Sanhedrin. They feared that if the Sanhedrin learned they believed Jesus to be the Son of God, they would be killed.



However, when Jesus died on the cross, they could no longer hide their fears. It is exciting to know that Joseph of Arimathea loved Jesus so much he was willing to put his own life in danger. Joseph went to Pilate to request the body of Jesus, then planned to bury Jesus in a tomb that he owned. Joseph took the body to the tomb and wrapped it in a linen cloth, according to the custom of that time.

On Holy Friday afternoon, we relive this moment. During the afternoon vesper service, the priest takes the body of Christ down from the cross, wraps it in a large sheet and takes it into the altar. Then the priest and altar servers bring the **Epitaphios or Shroud** from the altar and place it in the sepulcher/tomb or (in Greek, kouvouklion) in the center of the church. They represent Joseph and Nicodemus. The Epitaphios is usually a beautifully decorated cloth icon depicting Jesus laid in the tomb. (See the icon below.) At the end of the service, we come forth to venerate our Lord's body.

It is interesting to note that Jesus' childhood guardian was Joseph, the betrothed of His mother Mary, and now another man named Joseph, Joseph of Arimathea, was to care for His body at death.



EGG 3: The CHALICE reminds us of the cup Jesus used for the wine at the Mystical or Last Supper with His disciples.


Egg color: Purple

Read: John 13:1, Exodus 12:21-27

Matt. 26:17-19, 26-28

Explain:


The Evangelist John tells us that "before the feast of the Passover, when Jesus knew that His hour had come to depart out of this world to the Father " He ate the Mystical or Last Supper with his Disciples.



Each year at Passover (Pesach in Hebrew; Pascha in Greek) the Jews remembered that God's great love protected them and their children and freed them from slavery in Egypt.

Hundreds of years before, the Pharaoh of Egypt made slaves of God's people, the Israelites. God sent Moses to Pharaoh to ask that God's people be set free. When Pharaoh refused, part of God's punishment was to kill all the first-born children of Egypt. To protect the first-born Israelite children, they marked their doorposts with the blood of a lamb as a sign. The Angel of Death would "pass over" their houses.

Since Jesus is God Incarnate [He took on our human form], His death on the cross, His entering Hades to free the Righteous, His *passing over* from death to life - *resurrection from the dead*- is our Passover or Pascha. He is our Passover! Orthodox Christians understand that when we are baptized in Christ, we die with Christ and rise with Christ. We "pass over" death.



Jesus and His disciples ate the Mystical / Last Supper together the night He was arrested. Jesus broke a loaf of bread, and told His disciples, "Take, eat, this is My body." Then He took

the cup of wine and said, "This is my blood. Drink from it, all of you. For this is my blood of the new covenant, which is shed for you and for many for the forgiveness of sins." We hear these words at every Divine Liturgy. We receive communion from a special cup called a chalice. When we do this, we share in Jesus' Mystical Supper.

EGG 4: The SOAP reminds us that Jesus washed the feet of His Disciples at the Last Supper.

Egg color: Orange

Read: John 13:4-10 & Mark 10:43-45

Explain:

The washing of feet was a common expression of hospitality in the Middle East in Jesus' time. Usually slaves or house servants would do this. The Disciples were surprised and shocked when their Lord stooped like a slave at their feet.




Some went so far as to say that they did not want Jesus to wash their feet! Jesus told them that they had to let Him wash their feet or they could no longer be with Him.

In the Gospel of Mark, Jesus tells the Disciples that if they want to be great, then they have to be the servants of others. Jesus uses Himself as the example when He says that the Son of Man did not come to be served, but to serve and to give His life for all people.

God gives true greatness. True greatness is found when we look at others and seek to serve them. True greatness begins with humility, of not thinking of oneself as greater or better than other people.

When Jesus says, "If I do not wash you, you have no part with Me" refers to the cleansing power of His death and Resurrection. For the early Church, these words and the foot washing took on a sacramental significance. By washing His disciples' feet, Jesus set forth a symbol of baptism. [The Orthodox Study Bible, p.249 footnote.]



We believe that when baptized, we become completely clean. Even though we are baptized, we still sin, and we disobey God. Then we are not as clean as when we were baptized. The Orthodox Church offers us a type of "foot-washing" so we can begin anew when we repent and come to the Mystery/Sacrament of Confession.

EGG 9: The SPEAR reminds us of the spear the Roman soldiers used to pierce Jesus' side while He was on the cross.

Egg color: Light Purple

Read: John 19:31-37

Explain:

Passover began at sundown on the day Jesus died on the Cross. So that His followers could celebrate the Passover, they removed Jesus from the cross and buried Him before sundown, when Passover began. The Roman soldiers made sure that Jesus and the two robbers crucified with him were dead.




Roman soldiers usually broke the legs of criminals who were dying on a cross to help them die faster. The soldiers broke the legs of the criminal who was crucified to the left of Jesus. Then they broke the legs of the criminal crucified to the right of Jesus. When they got to Jesus, they saw that He was already dead, so they decided not to break his legs.

God foretold this hundreds of years before in Psalm 34:20, "He keeps all his bones; not one of them is broken." God the Father allowed Jesus' life to end before the soldiers arrived so His bones would not be broken.

Since the soldiers needed to insure He was dead, they pierced His side with a spear. They were surprised when both water and blood poured out. This was all the proof they needed.

Note for Parents:

In the *Orthodox Study Bible* (p. 264) we read: "Blood and water may well symbolize the [Mysteries] Sacraments. For the water speaks of our baptism and in partaking of the Eucharistic cup, we are 'drinking from His very side' (St. John Chrysostom). It is literally the forgiveness of sins that gushed out from Jesus' side; the water gushed unto regeneration and the washing away of sin, and the blood as drink productive of life everlasting." In addition, both wine and water are used to prepare the Eucharist.



EGG 8: Four NAILS were driven into Jesus' hands and feet to hold Him onto the cross.

Egg color: Light Pink

Read: John 19:16-22

Explain:

Why did Jesus have to die on the Cross for us? In the beginning God created Adam and Eve and gave them the freedom to make choices *-free will*.

When given the chance to obey God they chose to disobey. Orthodox Christians refer to this as the Fall of Mankind. The result or consequence was that Adam and Eve's sin separated them from God. As offspring or great, great, great grandchildren of Adam and Eve, we are born with the consequence of their action. We, too, sin and thus separate ourselves from God.

There are different ways we disobey God - when we are selfish with our toys or other things we own or when we disobey our parents whom God has given us to teach and train us. God wants us to honor respect and listen to them. When we do not respect and listen to their direction, we sin. If we hit our brother or sister, if we lie, cheat, or steal, if we agree to clean our rooms and we do not, we sin.

Since God is Perfect and Holy, our sin creates a canyon or gap between us, keeping us from God. No matter how hard we try, we cannot reach God on the other side of that canyon without His help. God the Father bridged the canyon for us by allowing His Only-Begotten Son to be born, live, die on the cross, enter and destroy Hades and free the Righteous dead, overcoming death by His death, and be resurrected. Through His great love for us, Jesus allowed Himself to be crucified and thus set us free from sin and eternal death.

If we are Baptized and Chrismated in the Orthodox Church, or Baptized elsewhere and Chrismated in the Orthodox Church, [1] our sins are washed away and we are united with Christ in a special relationship, plus [2] we are sealed with the gift of the Holy Spirit. From that time on, the Holy Spirit lives within us, helps us pray, choose to do right, and guides us toward God. When we participate in the Mystery/Sacrament of Confession, we continue to have our sins forgiven!

Note to Parents: *Crucifixion was the method of execution used by the Romans in capital cases involving rebellious slaves, violent crimes, high treason, and the worst criminals. Roman citizens were beheaded.*



EGG 5: PRAYING HANDS remind us that Jesus prayed in the Garden of Gethsemane after the Mystical / Last Supper.

Egg color: Green

Read: Mark 14:32-42

Explain:

As the Son of God, Jesus showed us by example how important it is to pray. He gave us the Lord's Prayer that we should pray daily and that is prayed at every Orthodox service.

He often went off by Himself to pray to God the Father. In this gospel reading, we learn that Jesus asked His disciples to come with Him to pray and keep Him company.



Jesus was very troubled. He knew He was going to die. His humanness, for a moment, feared what would happen. He asked His Father to spare Him the pain. As the obedient Son of God, though, Jesus was willing to do whatever God the Father wanted. Dying on the cross was part of His Father's plan.

While He prayed, His disciples fell asleep not just once, but three times! Do you ever get tired when you try to pray? It is hard to be strong when you are tired. Even Jesus' disciples were weak when they tried to be strong on their own, apart from God. This is a reminder to all of us that we cannot be strong on our own. We need to ask for our Father's strength just as Jesus did.



EGG 6: The piece of **LEATHER** strap reminds us of the whip the soldiers used to give Jesus 40 lashes after His trial by Pilate.

Egg color: Yellow

Read: John 19:1-15 (Matthew 27:26-31)

Explain:

The Jewish leaders could not have Jesus killed, so they brought Him before Pontius Pilate, the Roman governor in Judea. They said that Jesus' claim to be God made Him an enemy of the Roman Empire and Emperor Caesar. The Romans believed that their Emperor was a god.



Pilate did not believe this. At Passover he could free a criminal, so he tried to free Jesus, asking the crowd whether they wanted the thief Barabas or Jesus released. When the crowd chose Barabas, Pilate "washed his hands" of the decision, and allowed Jesus to be put to death. (This is source of the expression "'washing one's hands' of the responsibility.")

Pilate told the Roman soldiers to whip or scourge Him. Scourging was a Roman punishment performed with a whip made of several leather strips with bits of metal or bone at the tips.

As the Son of God, Jesus could have stopped the trial, the whipping, the pain, and even His death, but He wanted to do the will of His Father. He did nothing to help Himself. He willingly accepted crucifixion.



Long ago, it was foretold in the Old Testament that Jesus would be whipped and beaten. Isaiah 50:6 reads, "I gave My back to those who strike Me, and My cheeks to those who pluck out the beard; I did not cover My face from humiliation and spitting." Isaiah 53:5-6 reads, "But He was wounded for our transgressions, He was bruised for our iniquities; upon Him was the chastisement that made us whole, and with His stripes, we are healed."


EGG 7: The Roman soldiers placed a **CROWN OF THORNS** on Jesus' head to mock Him as "King of the Jews."

Egg color: Light Blue

Read: Matthew 27:29

Explain:

On Sunday, the day after He raised Lazarus from the dead, Jesus rode into Jerusalem on a donkey. The crowd of people praised Jesus as God and treated Him triumphantly. By the end of the week, many of the same people treated Him as if He was an evil person. They believed that if Jesus were truly God, He would save Himself from having to die.



However, God had a different and more important plan. He wanted to save all of humanity - those who had died, those alive at that time, and those who were not yet born - by allowing His Son to die on the cross. The people did not understand this, so they refused to believe that Jesus was God.

We should never believe others when they tell us Jesus is not God. Likewise, we should never treat someone badly just because others are doing it. We are to always do what God wants us to do, to love others because He loved us first and this is how we show our love for God.



The Roman guards did not believe that Jesus was God or a King. They taunted, hit, beat and spat on Him. They made a crown out of sharp thorns for His head. They took a very strong grass-like stick called a reed and beat Jesus on His head, crushing the crown of thorns into His skin, and causing Him to bleed. Then they put it

in His hand like a King's staff. They knelt before Him and shouted, "Hail, King of the Jews!"

Christ is Risen!



PASCHA EGGS



PASCHA EGGS



***The Resurrection
Story for
Orthodox Christian
Children***

Blue	Palm Cross	Light Blue	Crown
Pink	Coins	Light Pink	Nails
Purple	Chalice	Light Purple	Spear
Orange	Soap	Light Orange	Cloth
Green	Praying Hands	Light Green	Stone
Yellow	Leather	Light Yellow	Empty



PASCHA EGGS



Blue	Palm Cross	Light Blue	Crown
Pink	Coins	Light Pink	Nail
Purple	Chalice	Light Purple	Spear
Orange	Soap	Light Orange	Cloth
Green	Praying Hands	Light Green	Stone
Yellow	Leather	Light Yellow	Empty

Christ is Risen!



PASCHA EGGS

***The Resurrection
Story for
Orthodox Christian
Children***