

LENTEN TREASURE CHEST

Follow the directions to make a LENTEN TREASURE CHEST. Each day during Great Lent select one of the coins, do what is directed, then put that coin in the Treasure chest. Use the ones related to church services on those days.

By doing these, we do what Jesus asked us to do, we to acts of love for Jesus and our neighbors, we "lay up for yourselves treasures in heaven," Matthew 6: 20.

DIRECTIONS

1. Carefully cut out the **Treasure Chest** and the **Lenten Reminder** sign H.
2. Use the exacto-knife to cut out the money slot, and make 2 slits as indicated at slot H.
3. Make slits at **slots A, B, C, D, E, F, G.**
4. Decorate the Treasure Chest.
5. Carefully fold the sides, front and back as illustrated.
6. Insert tabs **A & B** into slots **A & B**; tabs **C & D** into slots **C & D**; tabs **E & F** into slots **E & F**; tab **G** into slot **G.**
7. Insert tab **H** of the **Lenten Reminder** sign into slots H on the **Treasure Chest** as shown in Figure 1.
8. For extra strength, tape the sides of the **Treasure Chest** securely.
9. Cut out the 48 coins and place them in the envelope. Paper clip the ones that have to do with church services.

MATERIALS

1. Treasure Chest & Lenten Reminder sign & Coins
2. Scissors
3. Markers or crayons
4. Clear Tape
5. Exacto-knife to be used by adults
6. Paper clip
7. Envelope

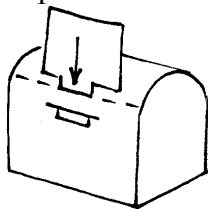


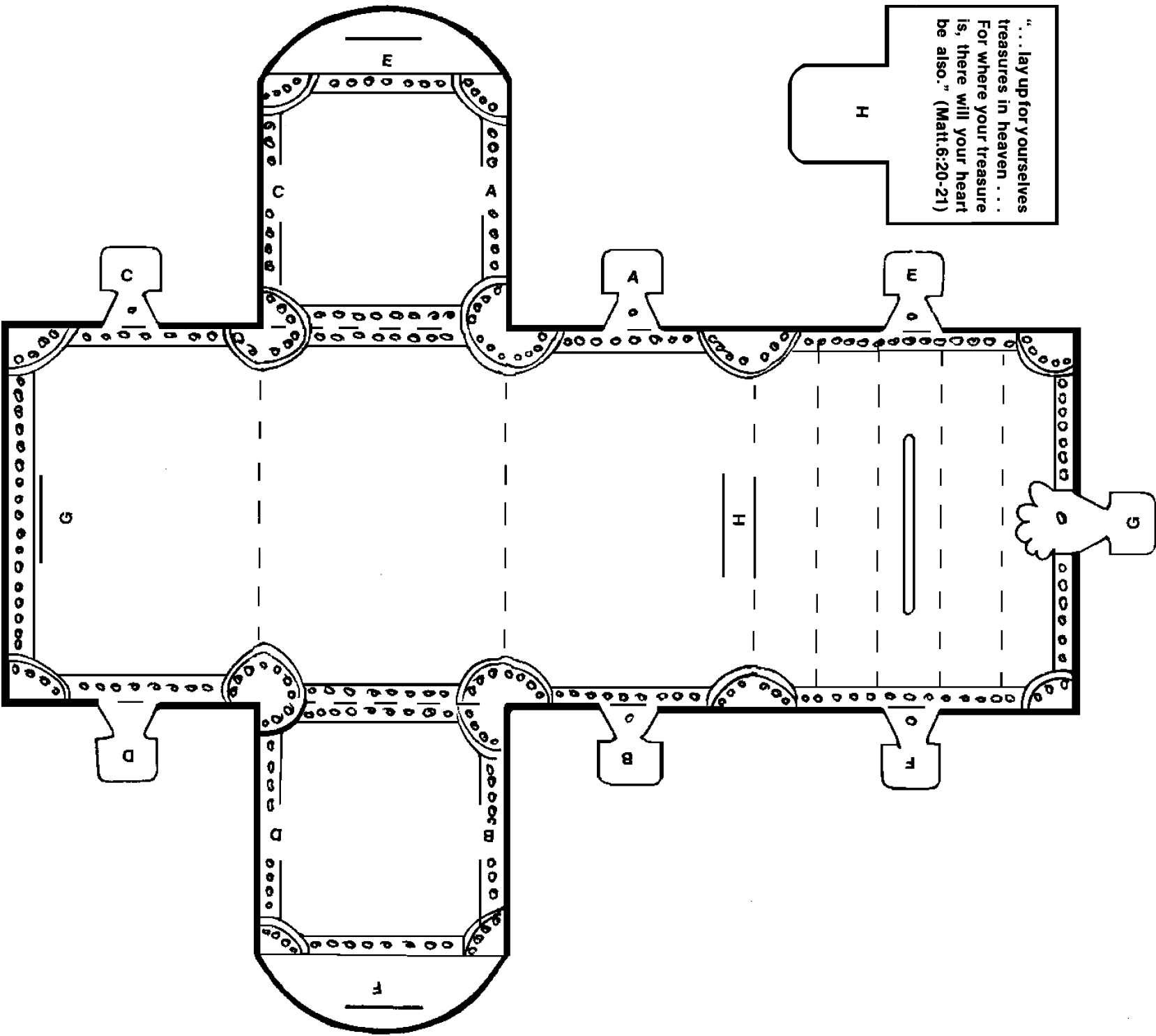
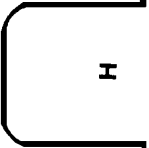
Figure 1

Important Note from Phyllis

Before I distributed this activity:
[1] I enlarged the next page so that the flatten out Chest was about 11x11.25" in size.
[2] The larger chest & tab were photocopied on card stock.
[3] The coins were photocopied on gray paper.
[4] Each student was given a stapled packet of the 6 pages. Item #1.
[5] Items 2-7 were to be provided by the parents who were to assist the students with the chest assembly and cutting out the coins.

The LENTEN TREASURE CHEST has been adapted from *YOUNG LIFE* magazine, March 1982, published by the Orthodox Christian Education Commission (OCEC) by Phyllis Meshel Onest, M.Div., © 2004, Director of Religious Education, Metropolis of Pittsburgh, www.phyllisonest.com

“...lay up for yourselves
treasures in heaven . . .
For where your treasure
is, there will your heart
be also.” (Matt. 6:20-21)



Clean Your Room

Read a Saint's Life

Skip a favorite TV show

Share something with someone

Obey Promptly

Give up Desert today

Don't Argue All Day

Be Extra good today at school

Read the Bible for 15 minutes

Thank your Teacher after school

Tell your Parents you Love them

Clean your Yard

Attend a
Lenten Service

**Be happy. Don't
complain all day**

*Pray for your
grandparents*

**Read the
Bible for
15 minutes**

*Sit quietly & pray
for 10 minutes*

**Be on time for
Sunday Liturgy**

**Say only good
things to others
today**

**Thank God
for as many
things as you
can think of**

**Ask someone's
forgiveness**

**Receive
Communion**

**Say the
Jesus Prayer:
Lord Jesus Christ
have mercy on me**

**Read or
Memorize
the Creed**

**Say your Prayers &
Go to bed early tonight**

**Memorize
a Bible Verse**

**Read the
life of a
Saint**

**Clean
your
room**

**Pray before
& after
every meal**

**Do an extra
chore without
being asked**

**Use one of
your talents
for someone**

**Help a
Neighbor**

**Pray for
your
godparents**

Read Psalm 23

Go to Confession

**Pray a
blessing
for someone
you don't
like**

Read the Bible for 15 minutes

Thank your Sunday School Teacher after class

Give up snacks for a day

Read the Gospel for next Sunday's Liturgy

Pray for Peace in the World

GIVE OUR PRIEST A HUG

Practice singing "Christ is Risen"

Pray for someone who's sick

Say the Lord's Prayer when you rise from bed

Memorize a Bible Verse

Attend a special Lenten service today

Do 3 acts of kindness today